



Everyone enjoys the beauty and comfort of an outdoor campfire. But wood campfires can be messy, laborious and potentially dangerous. Finally, here is a way to have the wonderful ambience of a campfire without any of the hassle.

Welcome to SteeLog Artistic Metals.

Our individually-sculptured log sets are fueled by natural or propane gas and crafted from heavy-duty steel. As a result, there are no sparks, ashes, smoke or soot. There is no chopping of firewood, struggling to light the fire, or messy cleanup. All you have to do is simply turn on the gas and ignite—it couldn't be easier!

For more information, call us at **970.949.5757**, e-mail to **info@steelog.com**, or visit our website at **www.steeelog.com**. Give us a call—we'd love to discuss how you can have a SteeLog Artistic Metals masterpiece of your own!



Recent installation at Copper Mountain Ski Resort, CO

SteeLog Artistic Metals
P.O. Box 5260
Eagle, CO 81631
970.949.5757
970.949.4441 fax
info@steelog.com
www.steeelog.com



Campfire Series

Our individually-designed log sets are available in several sizes and styles. All logs are crafted from 1/4" steel pipe to withstand the elements, and they have a constant flame pilot ring to prevent flame-out.

Suggested List Price

18"	\$3500
24"	\$3950
30"	\$4800
36"	\$5850
42"	\$7400
48"	\$9500

Prices are based on pine logs with pine cones and pine bough accents. Custom sizing and features available and priced accordingly. Prices do not include freight or delivery.



SteelLog Artistic Metals
P.O. Box 5260
Eagle, CO 81631
970.949.5757
970.949.4441 fax
info@steelog.com
www.steelog.com



Recommended Use & Installation

1. The gas line is sized according to the unit size and length of run. A licensed installer must run all gas lines. Check local codes and regulations in your area.


2. These sculptures are individually hand crafted. The unit is not a U.L. listed gas fixture. They have been designed for **OUTDOOR USE ONLY**. Do not install in any enclosure or area without proper ventilation.

3. Installation is the responsibility of the purchaser. Do not install on or near flammable materials (such as wood, decks, or floors). Installation is recommended on masonry slabs or on the ground within reasonable distance from combustibles. Use common sense.

4. Do not light with any flammable liquids. Do not touch any part of the unit while lit or after unit is turned off. Steel logs will stay very hot long after flame is out.

5. Purchaser or user of these units is solely responsible for their installation, use and operation. These units can cause burns to humans and animals and cause material damage. Use common sense when installing these units.

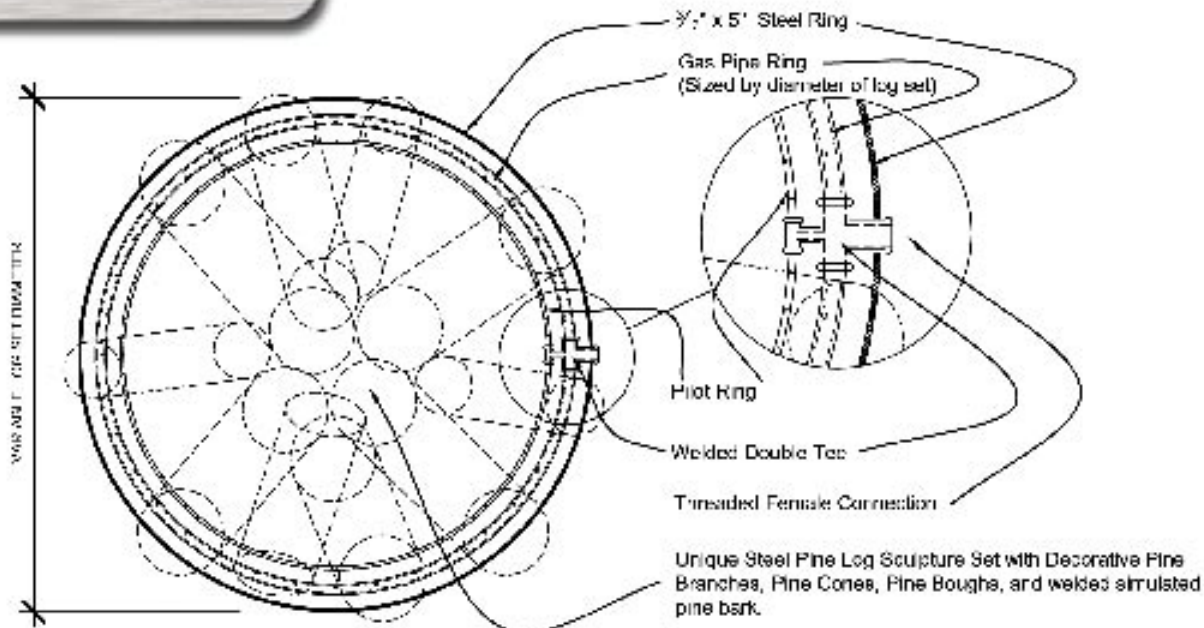
Recommendations for installation, lighting, use, and gas line size will be included with log sets. Each set varies regarding size, length of gas line and other design requirements.



SteelLog Artistic Metals
P.O. Box 5260
Eagle, CO 81631
970.949.5757
970.949.4441 fax
info@steelog.com
www.steelog.com



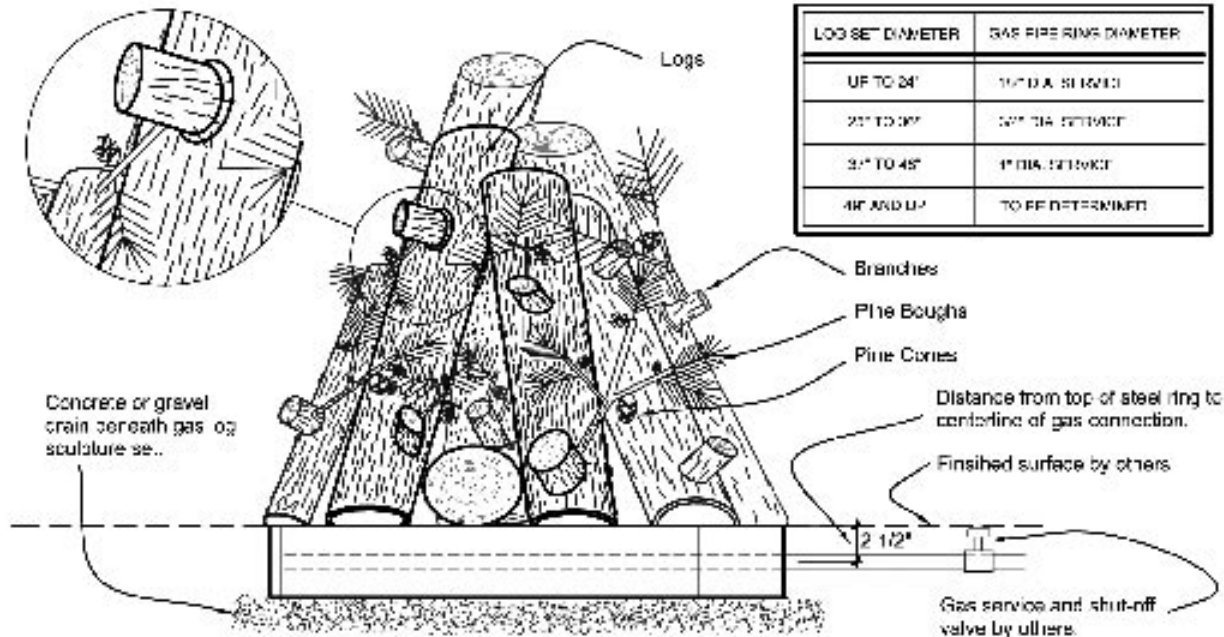
Circular Plan: Pine Steel Log Gas Sculpture Set



PLAN

Pine Steel Log Gas Sculpture Set

NO SCALE



LOG SET DIAMETER	GAS PIPE RING DIAMETER
UP TO 24"	1 1/2" DIA. STEEL
24" TO 36"	2" DIA. STEEL
36" TO 48"	3" DIA. STEEL
48" AND UP	TO BE DETERMINED

ELEVATION

Pine Steel Log Gas Sculpture Set

NO SCALE